



TENTATIVE SCHEDULE FOR CLINICAL POSTING (1 MONTH) OF 2ND PROF. MBBS ADMISSION BATCH 2019
TIME 9AM TO 12 PM

	MEDICINE	SURGERY	OBS/GYNAE	PSM	ENT	OPHTH
MONDAY	HISTORY TAKING 1	History taking	Introduction to Obs/ Gyn	Need for Community/Field Posting	Introduction to ENT clinics	Describe & demonstrate parts and layers of eyeball
TUESDAY	HISTORY TAKING 2	General physical examination	Understanding pelvic anatomy	Importance of Family Visit in Community Medicine	History of ear case	Demonstrate the steps in performing the visual acuity assessment for distance vision, near vision, colour vision, the pin hole test and the menace and blink reflexes
WEDNESDAY	PULMONARY MEDICINE	Examination of ulcer	Physiology of conception	Family Types, Composition, Function and Role in Health and Disease	Examination of ear case	Demonstrate testing of visual acuity, colour and field of vision in volunteer/ simulated environment
THURSDAY	HISTORY TAKING 3	Examination of lump	Diagnosis of pregnancy	Family-Socioeconomic Classification, Classification of Occupation and Discussion on Family Folder	Evaluation of hearing	Enumerate the causes, describe and discuss the aetiology, clinical presentations and diagnostic features of common conditions of the lid and adnexa including Hordeolum externum/ internum, blepharitis, preseptal cellulitis, dacryocystitis, hemangioma, dermoid, ptosis, entropion, lid lag, lagophthalmos
FRIDAY	PHYSICAL EXAMINATION 1	Examination of sinus / fistula	Changes in pregnancy	Environment I-Housing Condition, Floor, Wall, Roof, Ventilation, Lighting,	History of nose	Demonstrate the symptoms & clinical signs of conditions enumerated in OP2.1
MONDAY	PHYSICAL EXAMINATION 2	Examination of venous diseases	Antenatal care	Environment II-Housing Condition, Drainage, Waste Disposal, Sewage Treatment as Per Folder	Examination of nose	3 Demonstrate under supervision clinical procedures performed in the lid including: bells phenomenon, assessment of entropion/ ectropion, perform the regurgitation test of lacrimal sac. massage technique in cong. dacryocystitis, and trichiatric cilia removal by epilation
TUESDAY	PHYSICAL EXAMINATION 3	Examination of lymphatic system	Social obstetrics	Health Care Delivery System-In Rural Area	History of throat case	Elicit document and present an appropriate history in a patient presenting with a "red eye" including congestion, discharge, pain
WEDNESDAY	PULMONARY MEDICINE	Examination of peripheral nervous system	High risk pregnancy	Health Care Delivery System-In Urban Area	Examination of throat case	Demonstrate document and present the correct method of examination of a "red eye" including vision assessment, corneal lustre, pupil abnormality, ciliary tenderness
THURSDAY	CARDIOVASCULAR SYSTEM EXAMINATION PART 1	Examination of neck	History taking in obstetrics	Nutritional Assessment and Its Importance in Health and Diseases	History of stridor	Enumerate, describe and discuss the types and causes of corneal ulceration


Dr. Kavita N Singh
 CO-ORDINATOR
 MEU, NSCB Medical College
 Jabalpur (M.P.) INDIA


 Dean
 U.S.C.B. Medical College
 Jabalpur (M.P.)

FRIDAY	CARDIOVASCULAR SYSTEM EXAMINATION PART 2	Examination of salivary glands / cleft lip & palate, burns / scar / contracture	Examination in obstetric case	Nutritional Demonstration Including Nutritive Value of Indian Food Stuff	Examination of stridor	Describe the aetiology, pathophysiology, ocular features, differential diagnosis, complications and management of pterygium
MONDAY	CARDIOVASCULAR SYSTEM EXAMINATION PART 3	Examination of breast	Anemia in pregnancy	Exclusive Breastfeeding-Importance for Child Health and Baby Friendly Hospital	Tracheostomy	Demonstrate correct technique of removal of foreign body from the eye in a simulated environment
TUESDAY	CNS PART 1	Examination of hernia	Anemia in pregnancy	Video Show and Exercises for Good Attachment, Positioning for Breast Feeding	Epistaxis	Describe the surgical anatomy and the metabolism of the lens
WEDNESDAY	PULMONARY MEDICINE	Scrotal disease	Postpartum care	Weaning Foods, Online Demonstration of Food Stuffs and How to Give and Its Quantity	ENT examination in a child	Describe the anatomical aspects of cataract, glaucoma & central retinal artery occlusion
THURSDAY	CNS PART 2	Examination of inguinal swelling	Postnatal case	Nutritional Deficiency Disorders and Demonstration of Growth Chart	Assessment	Demonstrate the correct technique of instillation of eye drops in a simulated environment
FRIDAY	CNS PART 3	Hydrocephalus, meningocoele	Introduction to postoperative care	Case based Studies for Nutritional Assessment Learning		Demonstrate the correct technique of ocular examination in a patient with a cataract
MONDAY	CNS PART 4	Examination of abdominal pain	Introduction to maternal morbidity and mortality	Community Diagnosis and Its Importance		Enumerate the types of cataract surgery and describe the steps, intra-operative and post-operative complications of extracapsular cataract extraction surgery.
TUESDAY	PER ABDOMINAL EXAMINATION PART 1	Lump in abdomen	Basics of contraception	National Immunization Programme		Demonstrate the correct technique to examine extra ocular movements (Unilateral & Binocular)
WEDNESDAY	PULMONARY MEDICINE	Examination of anorectal disease	Introduction to labour	Cold Chain and Its Importance		Describe the evaluation and enumerate the steps involved in the stabilisation, initial management and indication for referral in a patient with ocular injury
THURSDAY	PER ABDOMINAL EXAMINATION PART 2	Examination of prostat	Introduction to instruments in obgy	Anemia		Describe drugs used in Ocular disorders
FRIDAY	PER ABDOMINAL EXAMINATION PART 3	Examination of arterial disease	Introduction to drugs use in obstetrics	Demography Survey and Its Importance Through Prepared		Enumerate and discuss the aetiology, the clinical distinguishing features of various glaucomas associated with shallow and deep anterior chamber. Choose appropriate investigations and treatment for patients with above conditions.


Dr. Kavita N Singh
CO-ORDINATOR
MEU, NSCB Medical College
Jabalpur (M.P.) INDIA

Dr. Kavita N Singh
S.C.B. Medical College
Jabalpur (M.P.)

TENTATIVE SCHEDULE FOR CLINICAL POSTING (15 DAYS) OF 2ND PROF. MBBS ADMISSION BATCH 2019
TIME 9AM TO 12 PM

	PAED	DERMA	RESP MED	PSYCH	RADIO DIAG	ORTHO PAEDICS
MONDAY	History taking & Assessment of Growth and development	Introduction to skin clinic and basic lesions	Introduction to speciality of respiratory medicine	History taking in psychiatry part	Chest X - Ray PA view	Wound cleaning and dressing
TUESDAY	General examination	Scope of skin disorders and history taking in skin case	History taking	History taking in psychiatry part	X - Ray Hip AP & Lat. View	Applications of POP slab and casts
WEDNESDAY	Examination of normal newborn	Examination of skin patient	Sign & symptoms in respiratory medicine	MSE	X - Ray Skull AP & Lat. View	Joint aspirations and injection
THURSDAY	Assessment of sick newborn and common neonatal problem	Understanding of skin psychology and discrimination	General physical examination	MSE	X - Ray PNS waters View	Chronic osteomyelitis
FRIDAY	Examination of CVS	Understanding itch and drug reaction	Examination in respiratory systems	Psychotic disorders	X - Ray Wrist & Hand AP & Lat. View	Clubfoot
MONDAY	Examination of respiratory system	Introduction to hair	Case presentation - Fibrocavitary disease	Psychotic disorders	X - Ray KUB	Common fractures
TUESDAY	Examination of Per abdomen-I	Scope of hair disorders and history taking of hair case	Case presentation - Pleural effusion	Neurotic Disorders	X - Ray Lumbar Spine AP & Lat. View	Potts paraplegia
WEDNESDAY	Examination of CNS	Evaluation of hair fall	Case presentation - Lung mass	Neurotic Disorders	X - Ray Ankle AP & Lat. View	Tuberculosis of bone and joints
THURSDAY	Examination of SAM child	Paediatric skin disorders	Case presentation - Hydropneumothorax	Classification in psychiatry	X - Ray Cervical Spine AP & Lat. View	Non-union and malunion
FRIDAY	Neonatal Resuscitation	Ageing skin disorders	Case presentation - Bronchiectasis	Ward leaving test	X - Ray Knee AP & Lat. View	Malignant bone tumours

NOTE : SUBJECTED TO CHANGE IN VIEW OF COVID PANDEMIC WAVE 2


Dr. Kavita N Singh
 CO-ORDINATOR
 MEU, NSCB Medical College
 Jabalpur (M.P.) INDIA


Dean
 N S.C.B. Medical College
 Jabalpur (M.P.)